



Attachment 5 – Road Maintenance Levels of Service, Funding and Expenditure




Road Category	Km Sealed	Km Unsealed	Grading Service Level	Mowing/Slashing Service Level	Street Sweeping Service Level	Line marking Service Level
Sealed Rural						
Arterial (Regional)	376	-	-	Twice yearly x 2	-	10% per annum
Primary Collector	408	-	-	Yearly x1	-	-
Local Collector	64	-	-	-	-	-
Local Access	7	-	-	-	-	-
Total Sealed	855					
Unsealed Rural						
Primary Collector	-	547	Every 15 months	-	-	-
Local Collector	-	532	Every 3 years	-	-	--
Local Access	-	398	Every 5 years	-	-	-
Total Unsealed	-	1,477				
Town Streets						
0 & 1 Regional	15	-	-	Weekly in summer	Coonabarabran – Mon, Wed, Fri (full day) + Sat Morning 3 hrs Dunedoo & Coolah every 2nd week 1 day Baradine, Binnaway & Mendooran every 3rd week 0.5 days	10% per annum
Primary Collector	21	1	Every 15 months	2 times per year		-
Local Collector	29	4	Every 3 years	2 times per year		-
Local Access	55	28	Every 5 years	-		-
Total Streets	120	33				

Maintenance service levels can be adjusted by either reducing the reaction time to repair defects (in the case of unplanned maintenance) or increasing the frequency of planned maintenance activities, such as the number of times a year that a road is graded.


Unplanned Maintenance and Intervention Levels

Rural Roads and Town Streets (Sealed Only)						
Maintenance Issue	Intervention Level	Photo	Arterial (Regional)	Primary Collector	Local Collector	Local Access
Sealed						
<p>Pavement Maintenance Pot Holes / Patches Deformation Cracks Grass-Encroachment Flushing</p> <p><u>Treatment</u> Repair with bitumen and aggregate or cold pave</p>	<ul style="list-style-type: none"> • Pot Holes / Patches • > 30mm depth and / or >150mm diameter 		Inspect within 48 hours Repair within 7 days	Inspect within 48 hours Repair within 7 days	Inspect within 4 days Repair within 28 days	Inspect within 4 days Repair within 60 days
<p>Shoulder Maintenance / Edge Break Edge break / Edge Drop Off</p> <p><u>Treatment</u> Repair with bitumen and aggregate or cold pave</p>	<ul style="list-style-type: none"> • Edge Break /Edge Drop Off • > 50mm depth and encroaching on carriageway 		Inspect within 48 hours Repair within 7 days	Inspect within 48 hours Repair within 7 days	Inspect within 4 days Repair within 28 days	Inspect within 4 days Repair within 60 days

Unplanned Maintenance and Intervention Levels – Continued

General To All Roads - Rural Roads and Town Streets (Both Sealed and Unsealed)						
Maintenance Issue	Intervention Level	Photo	Arterial (Regional)	Primary Collector	Local Collector	Local Access
Vegetation Control <u>Treatment</u> Slashing Roadside and Mowing in Towns Removal of Vegetation within the safety zone	Anything protruding within the safety zone <ul style="list-style-type: none"> Grass Height > 300mm towns > 600mm rural 		Inspect within 4 days Repair within 7 days	Inspect within 4 days Repair within 7 days	Inspect within 4 days Repair within 28 days Streets No treatment rural roads	Inspect within 4 days Repair within 28 days Streets No treatment rural roads
Drainage Maintenance <u>Treatment</u> Clear blocked drainage structure and/or repair	Structure blocked > 50 %		Inspect within 4 days Repair within 7 days	Inspect within 4 days Repair within 7 days	Inspect within 4 days Repair within 28 days	Inspect within 4 days Repair within 60 days
Guideposts, Signs and Line Marking <u>Treatment</u> Repair or replace damaged or worn infrastructure	<ul style="list-style-type: none"> Infrastructure > 20 % signs or guide posts are missing Any directional sign missing 		Inspect within 4 days Repair within 28 days	Inspect within 4 days Repair within 28 days	Inspect within 4 days Repair within 2 months	Inspect within 4 days Repair within 3 months

Unplanned Maintenance and Intervention Levels - Continued

Rural Roads and Town Streets (Unsealed)						
Maintenance Issue	Intervention Level	Photo	Primary Collector	Local Collector	Local Access	Unformed
Unsealed						
Grading Maintenance <u>Treatment</u> Grading Maintenance	<ul style="list-style-type: none"> Corrugations, rutting, loose surface etc. only allow < 50 % of average speed (50km per hour) 		Inspect within 4 days Repair within 28 days	Inspect within 4 days Repair within 3 months	Inspect within 4 days Repair within 3 months	Inspect within 4 days Repair as required when it is able to be fit into program
Unplanned Maintenance (Sealed and Unsealed)						
Emergency/Incident Response						
Emergency / Incident Response <u>Treatment</u> Removal of threat and make site safe	Includes any fallen trees or vegetation obstructing the roadway; Hazardous materials or chemical spills and dead animal(s) on the roadway. Also includes serious potholes and other defects that affect road safety.		Inspect within 4 hours Repair within 24 hours All Categories			

The above safety inspections do not necessarily align with the program of condition inspections.

Funding Required ** for Expected Service Levels

Activity	Regional Roads	Local Rural Roads	Town Streets
Unplanned Maintenance			
Pavement (potholes repairs)	500,863	158,395	81,622
Shoulders	34,999	0	NA
Culverts and drainage	2,208	161,021	58,100
Guideposts and signs	358,034	83,350	101,271
Incident response	29,766	100,933	7,122
Asset inspections		64,989	
Planned Maintenance,			
Mowing and vegetation control	105,280*	67,060*	287,567
Linemarking	43,616*	0	NA
Maintenance grading	NA	1,805,787*	NA
Street cleaning	NA	NA	292,448
Total Funding Required	925,870	568,688	806,792

***Required funding amounts based on historical expenditure.*

**Required funding amounts calculated on level of service targets stated in Table ???*

Actual Maintenance Expenditure 2018/2019

Activity	Regional Roads	Local Rural Roads	Town Streets
Unplanned Maintenance			
Pavement (potholes repairs)	179,531	148,306	89,504
Shoulders	15,135	8,917	NA
Culverts and drainage	50,549	57,233	36,723
Guideposts and signs	135,735	123,696	68,631
Incident response	12,227	23,018	12,445
Asset inspections	6,596	49,736	791
Planned Maintenance			
Mowing and vegetation control	127,538	99,734	222,001
Linemarking	1,184	NA	NA
Maintenance grading	NA	1,431,016	
Street cleaning	NA	NA	271,110
Total Funding Required	528,495	1,941,656	701,205